



1

Connect



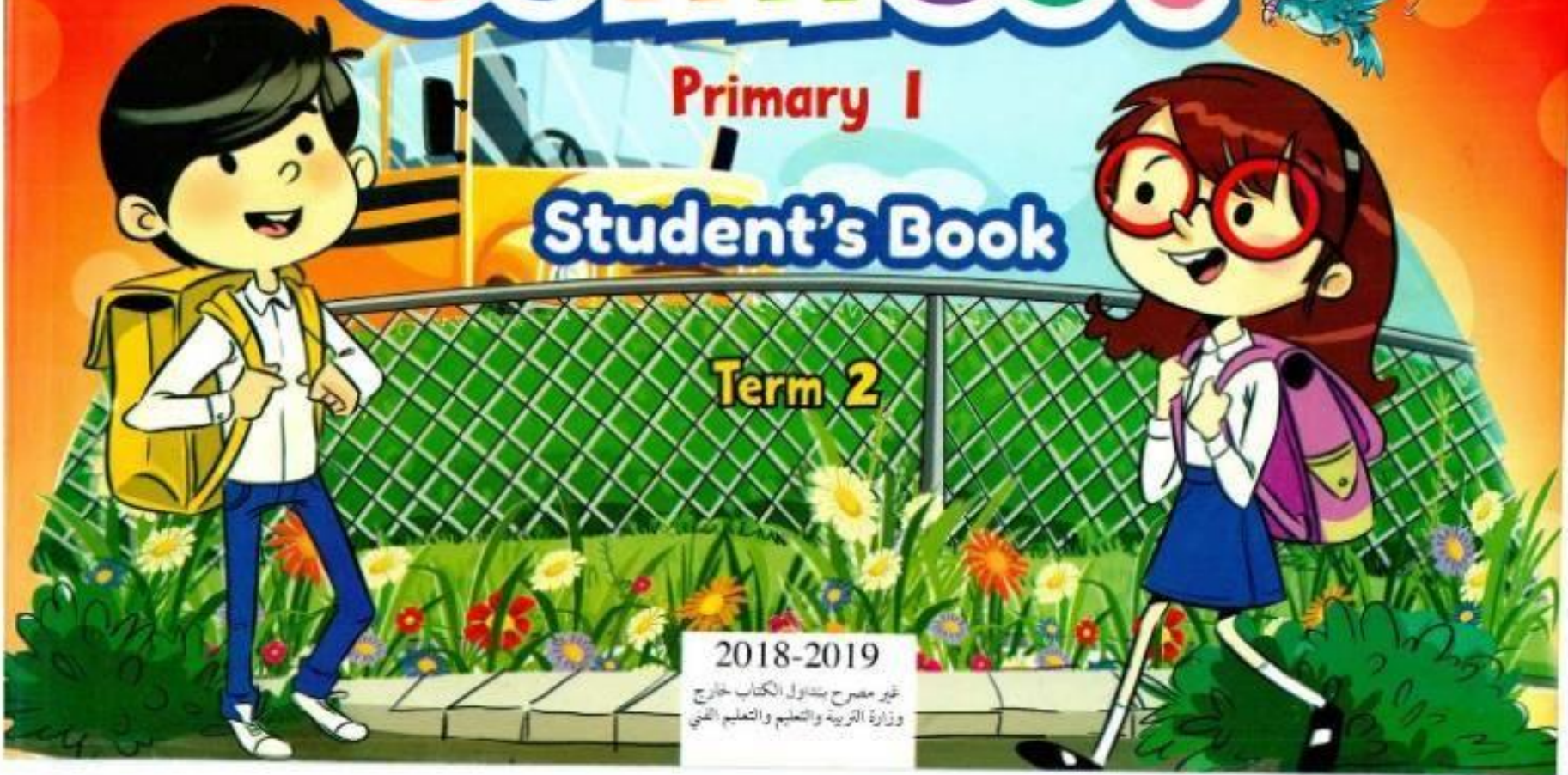
Primary 1

Student's Book

Term 2

2018-2019

غير مصرح بتداول الكتاب خارج
وزارة التربية والتعليم والتعليم الفني





1

Connect

Primary 1

Student's Book

Term 2

Mary Charrington



Foreword

This is a pivotal time in the history of the Ministry of Education and Technical Education (MOETE) in Egypt. We are embarking on the transformation of Egypt's K-12 education system (Education 2.0) starting in September 2018 with KG1, KG2 and Primary 1, continuing to be rolled out year after year until 2030. We are transforming the way in which students learn to prepare Egypt's youth to succeed in a future world that we cannot entirely imagine. The rapid technological advancement and disruptions to industries and the workplace requires MOETE to undergo a major configuration of when to learn and what to learn. The foundational skills of literacy, numeracy and digital literacy are the core. Education at a young age also needs to be multidisciplinary to broaden students' horizons, integrating the essential soft skills and competencies such as communication and critical thinking into the school curriculum. There must be joy in learning so that students are motivated to engage in lifelong learning throughout their lives keeping up and staying ahead of changes in the world.

Curriculum is not the end but the beginning of the important process of changing Egypt's education system. MOETE is very proud to present this new series of textbooks, *Connect*, with the accompanying digital learning materials that capture its vision of the transformation journey. This is the result of much consultation, much thought and a lot of work. We have drawn on the best expertise and experience from national and international organizations and education professionals to support us in translating our vision into an innovative national curriculum framework and exciting and inspiring print and digital learning materials.

The MOETE extends its deep appreciation to its own Center for Curriculum and Instructional Materials Development (CCIMD) and specifically, the CCIMD Director and her amazing team. MOETE is also very grateful to the minister's senior advisors for curriculum and early childhood education. Our deep appreciation goes to Discovery Education, Nahdet Masr, Longman Egypt, UNICEF, UNESCO, World Bank Education Experts and UK Education Experts who, collectively, supported the development of Egypt's national curriculum framework. I also thank the Egyptian Faculty of Education professors who participated in reviewing the national curriculum framework. Finally, I thank each and every MOETE administrator in all MOETE sectors as well as the MOETE subject counsellors who participated in the process.

This transformation of Egypt's education system would not have been possible without the significant support of Egypt's current president, His Excellency President Abdel Fattah El-Sisi. Overhauling the education system is part of the president's vision of 'rebuilding the Egyptian citizen' and it is closely coordinated with the Ministries of Higher Education and Scientific Research, Culture, and Youth and Sports. Education 2.0 is only a part in a bigger national effort to propel Egypt to the ranks of developed countries and to ensure a great future to all of its citizens.

A Word from the Minister of Education and Technical Education

It is my great pleasure to celebrate this extraordinary moment in the history of Egypt where we launch a new education system designed to prepare a new Egyptian citizen proud of his Egyptian, Arab and African roots - a new citizen who is innovative, a critical thinker, able to understand and accept differences, competent in knowledge and life skills, able to learn for life and able to compete globally.

Egypt chose to invest in its new generations through building a transformative and modern education system consistent with international quality benchmarks. The new education system is designed to help our children and grandchildren enjoy a better future and to propel Egypt to the ranks of advanced countries in the near future. The transformation of the Egyptian citizen is Egypt's national project for the years to come and it is the only safeguard for a prosperous future.

The fulfillment of the Egyptian dream of transformation is indeed a joint responsibility among all of us; governmental institutions, parents, civil society, private sector and media institutions. Here, I would like to acknowledge the critical role of our beloved teachers who are the role models for our children and who are the cornerstone of the intended transformation.

I ask everyone of us to join hands towards this noble goal of transforming Egypt through education in order to restore Egyptian excellence, leadership and great civilization.

My warmest regards to our children who will begin this journey and my deepest respect and gratitude to our great teachers.

Dr. Tarek Galal Shawki
Minister of Education and Technical Education

Scope and sequence

How the world works

Unit	Vocabulary	Language	Reading	Phonics	Life skills	Values	Issues and challenges	Integrated cross-curriculum topics
10 She's an engineer	dentist, teacher, engineer, doctor, vet, ten firefighter, police officer	He's/She's a (police officer). I want to be a (doctor). He/She helps people.	Informational text: making a T-shirt cotton, grow, make, T-shirt	e: egg, exit, engineer, vet, ten l: lamp, leaf, lemon, lamb	Creativity Communication Self-management	Respect for diversity: Different jobs Independence	Non-discrimination: Boys and girls can choose equal jobs	Art: Making a poster about one's self Drama: Role-playing Social Studies: Some occupations and crafts Science: natural and synthetic objects in the environment
11 It's rainy	sunny, cloudy, rainy, windy, hot, cold, window, rainbow, sky, sun, cloud, spring, winter, summer, fall, red, yellow, orange, blue, green, purple	It's (hot). What's (red) and (yellow)? What's this? It's a (red pen). No, it isn't! Yes, it is!	Recounting stories: Hana's picture	w: windy, window, watch m: moon, map, mom	Communication: Self-expression	Cooperation: Let's play	Environmental issues	Art: Use color, shape, texture and template Science: The importance of sunlight Geography: The map of Egypt
12 Let's go shopping	sweater, jacket, skirt, T-shirt, socks, pants, shoes, zipper, white;	What is this? It's a skirt. What are these? They're shoes. How much are the (figs)?	Literary text: Recounting stories	j: jump, jacket, jam v: violin, van, vet	Self-management: Sorting clothes Cooperation	Empathy: Helping your parents	Environmental issues	Math: Economic concepts, selling and buying
13 I can see a rocket	bus, bicycle, car, astronaut, motorbike, truck, van, train, yacht, rocket; stop, go, cross, road	What can you see? I can see (2 bicycles). Stop! Go! Cross the road!	Word decoding: Reading safety signs	x: box, six, fox y: yellow, yogurt, yacht, yo-yo z: zebra, zoo, zipper	Creativity: Making safety signs Self-management Cooperation	Respecting rules	Safety	Social Studies: Means of transportation, traffic signs and rules
Review 4	Revision from units 10-13							

Scope and sequence

Language and Literacy

	Unit	Vocabulary	Language	Reading	Phonics	Life skills	Values	Issues and challenges	Integrated cross-curriculum topics
Communication	14 At the library	camel, elephant, snake, lion, monkey, jellyfish; ant, insect, octopus, under; bed, dig, man, nut, fox, olive, umbrella, mat, egg	It's a (monkey). What is it? It's a jellyfish.		Blending with vowels	Coexistence skills: Participation	Communication: Verbal and non-verbal communication skills	Citizenship issues: Awareness of rights and duties	Science: Animal habitats Libraries: Organizing a competition within the library Art: Animals in art Project: Animal habitats
	15 At the market	banana, apple, orange, mango, guava, date, watermelon, fig, carrot; eleven, twelve, thirteen, fourteen, fifteen, sixteen, seventeen, eighteen, nineteen, twenty, pound	How much is this? It's (five pounds). These are (figs).	Vocabulary Phonetics, word decoding and fluency	Blending: fig	Accountability: Provision of resources	Accountability: Provision of resources	Citizenship issues: Awareness of rights and duties	Math: Routine math activities, addition strategies within the number 20 Spatial Value: 2-digit numbers, tens and units Numbers 11-20, Addition
	16 It's ten o'clock	clock, visit, fish restaurant, Alexandria Library, beach, Qaitbay Fort, stand, line, librarian, shout, trash, tour guide, museum, nine, pyramid,	It's (ten o'clock). Let's (visit the beach). At (3 o'clock).	Informational text: Egyptian touristic sites	Blending: can – map – pan	Self-management: Set goals Participation: Effective management and organization of tasks		Citizenship issues: Awareness of rights and duties Loyalty	Libraries: The role of the librarian Loyalty Social Studies: Some traditional monuments and sites in Egypt
	17 Let's read a story: Goldilocks and the Three Bears	Goldilocks, Baby Bear, Mommy Bear, Daddy Bear, food, hot, cold, sad, happy, yummy, hungry	This is (Goldilocks). It's (hot). She likes this! Yummy. He is hungry. Look! Somebody ate all/from my food. They are not happy. She is sorry. They are all happy.	Literary text: Illustrations and details to describe the elements of the story, recount stories, compare the experiences of characters Identifying the author, and illustrator of a story Identifying what you like and don't like about a story	Word decoding, fluency	Respecting other's rights	Forgiveness Love and tolerance		Art: Literature
	Review 5	Revision from units 14-17							

Contents

How the world works



Unit 10 She's an engineer 2

Play time 12



Unit 11 It's rainy 14

Play time 24



Unit 12 Let's go shopping 26

Play time 36



Unit 13 I can see a rocket 38

Play time 46

Review 4 48

Communication



Unit 14 At the library 54

Play time 64



Unit 15 At the market 66

Play time 77



Unit 16 It's ten o'clock 78

Play time 86



Unit 17 Let's read a story 88

Review 5 100

Cut-outs 104

Connect is a new and innovative course specially designed for learning based on life skills and citizenship education.

- Exciting stories, catchy songs and motivating craft activities
- Engaging characters that children will identify with
- Pre-emergent reading and writing skills including phonics
- A syllabus for learning new age-appropriate skills for home and school
- An emphasis on values for young learners

Connect provides the complete package for learning based on life skills and citizenship education.

Student's Book

Teacher's Guide

Class Audio CD



The course has been designed in alignment with the curriculum framework set by the Ministry's Center for Curriculum and Instructional Materials Development (CCIMD).



Size 27.5 x 19.5 cm
Extent 120 pp
Colour 4/4
Gammage 180/70 gm

رقم الكتاب
N/E-1/22/1/17


Theme 3: How the world works



She's an engineer



Look, listen and repeat



doctor

vet

dentist

engineer

firefighter

She's a vet.

Oh look! He's a firefighter.

He's a dentist.

And she's a doctor.

He's an engineer.



1 Listen, point and say



dentist



teacher



2 Look and say



He's a police officer.



engineer



doctor



vet



She's an engineer.



firefighter



police officer



3 Sing



e l

Learn sounds with Busy Bee!



1 Listen and repeat



2 Look and circle e and l



eggs



exit



engineer



ten



lamp



leaf



lemon



lamb



abcd e fghijk l mnopqrstuvwxyz

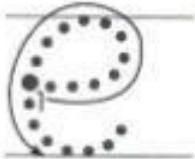
Phonics: the e and l sounds



Learn to write with Busy Bee!




Look, trace and say



e ggs



vet



e xit



e ngineer



abcd e fghijklmnopqrstuvwxyz




Learn to write with Busy Bee!

Handwriting Unit 10



Look, trace and say



amp



emon



eaf



amb



abcdefghijklmnopqrstuvwxyz

Handwriting: /



e l

Learn about words with Busy Bee!



1 Listen and write the first letter

1



g g

2



e m o n

3



a m b



2 Listen and write the middle letter

1



l g

2



v t

3



t n



abcdefghijklmnopqrstuvwxyz

I want to be...



Listen and number



I want to be a firefighter.



I want to be a police officer.



I want to be a doctor.



I want to be an engineer.



I want to be a soldier.

Language: I want to be a ...

I want to be...



Listen and number



I want to be a firefighter.



I want to be a police officer.



I want to be a doctor.



I want to be an engineer.



I want to be a soldier.

Language: I want to be a ...



1 Write and draw. Then say



My name is I live in

I am years old. I want to be a/an



Art: Making an identity card



1 Write and draw. Then say



My name is I live in
I am years old. I want to be a/an



Art: Making an identity card

How things are made



1 Listen and follow

1



cotton



T-shirt



fabric

A T-shirt is made of fabric. Fabric is made from cotton.

2



bread



wheat



flour

Bread is made from flour. Flour is made from wheat.

Connect with Industry

Unit review ^{Unit} 10



1 Sort and draw



2 Look and draw

Vocabulary



Phonics

e

l



Life skills



Industry



flour




wheat



cotton



fabric



Playtime



Look and match



doctor



engineer



teacher




vet



dentist



firefighter



1



He's a firefighter.

2




She's an engineer.

3



She's a doctor.

Teacher assessment



1



He's a firefighter.

2



She's an engineer.

3



She's a doctor.

Teacher assessment



It's rainy



Look, listen and repeat

It's rainy today!

I like rainy days!
It's windy, too.

Whoa! My umbrella!





1 Listen, point and say



sunny



cloudy



rainy



windy



hot



cold



2 Look and write

rainy sunny ~~hot~~ cold

1



It's hot.

2



It's _____.

3



It's _____.

4



It's _____.

Language: It's (sunny).



m w

Learn sounds with Busy Bee!



1 Listen and repeat



windy



moon



2 Look and circle m and w



window



watch



map



mom



abcdefghijklmnopqrstuvwxyz

m

w

Phonics: m and w




w m

Learn to write with Busy Bee!



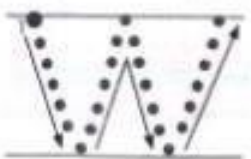
1 Look, trace and complete



m ap

moon

o



windy

watch



abcdefghijklmnopqrstuvwxyz

Handwriting: m and w

Learn colors with Busy Bee!

Connect with Art **Unit 11**



Read. Then ask and answer



red yellow orange

Red and yellow make orange.



What's red and yellow?



red blue purple

Red and blue make purple.



yellow blue green

Yellow and blue make green.


CLIL: Art: Mixing colors

Rainbows

Connect with Science **Unit 11**



1 Look, listen and say



2 Look, listen and point



It's rainy.



It's sunny.



It's a rainbow. It's colorful!


CLIL: Science: Rainbows

Rainbows

Connect with Science **Unit 11**



1 Look, listen and say



2 Look, listen and point



It's rainy.



It's sunny.



It's a rainbow. It's colorful!

CLIL: Science: Rainbows

The seasons



1 Listen, point and say

Spring



Summer




Winter



Fall



It's winter in Egypt

 Look, point and say



Cairo.



It's cloudy.

CU: Geography: Weather in Egypt

Hana's picture

Unit
Story 11



1 Listen to the story. Then role-play




1 Hello, Hana.
What's this?

It's a cloud.



2 What's this?
Is it a red pen?

No, it isn't!

 Go to page 105



Unit review **11**



2 Look and draw

Vocabulary



Phonics



Art



red + blue = purple

Science



Geography



3



Is it a rainbow?

Yes, it is!

4




Look! It's a rainbow.

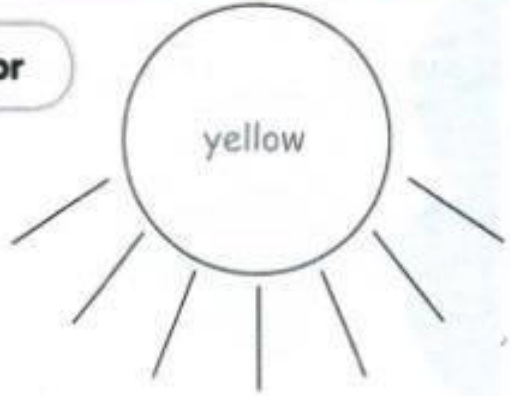
Let's play outside!







Drama: Role-playing a story

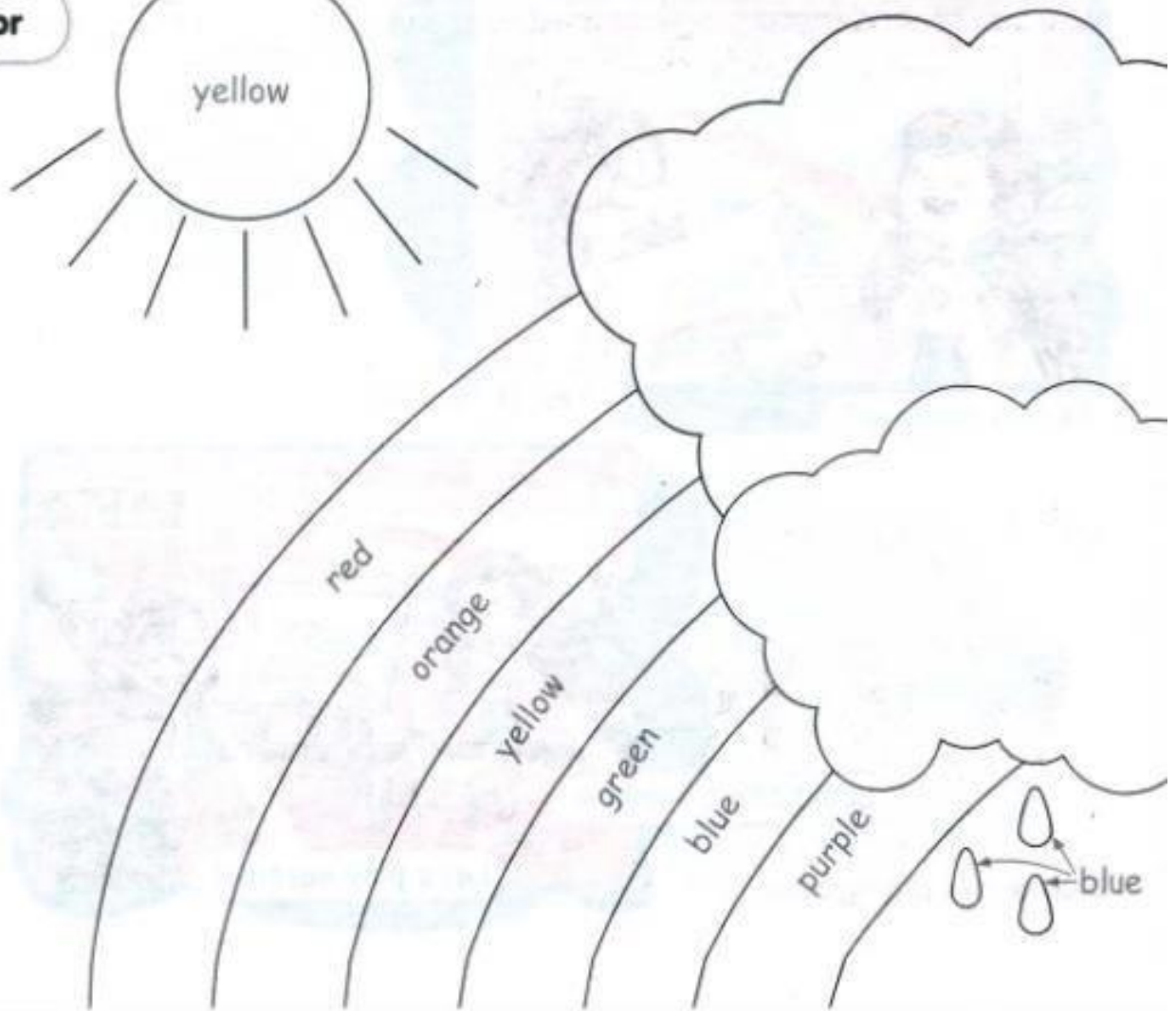
Playtime



 **Look, read and color**




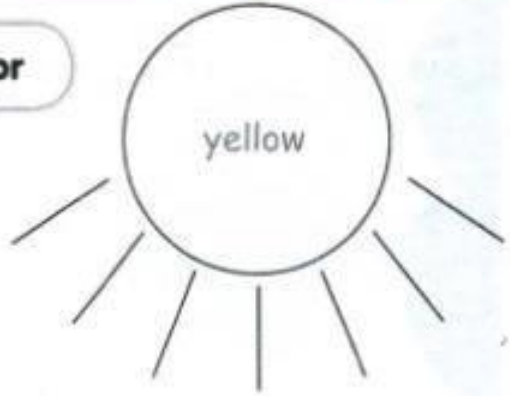
-  blue
-  green
-  orange
-  purple
-  red
-  yellow









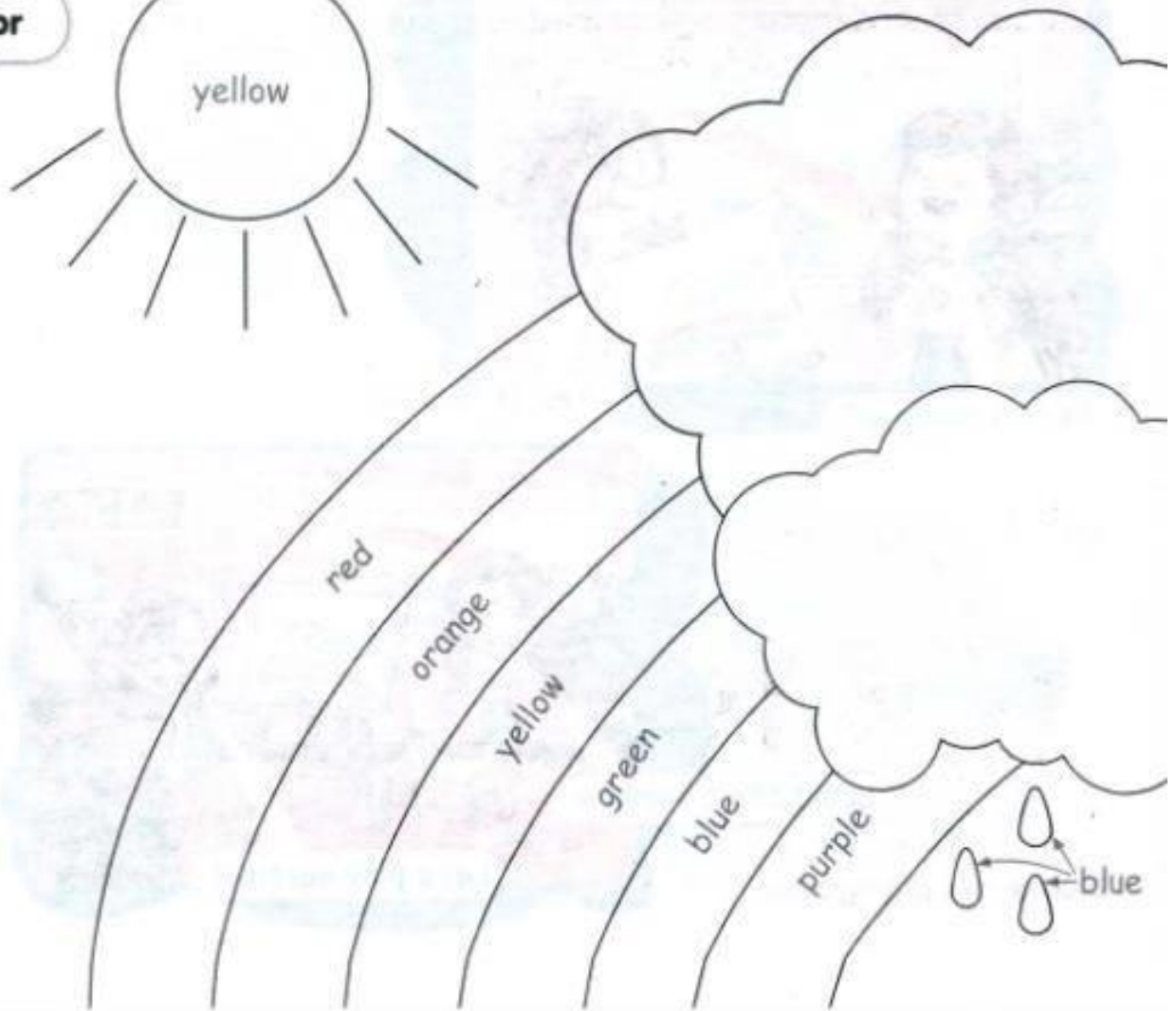
Playtime



 Look, read and color



-  blue
-  green
-  orange
-  purple
-  red
-  yellow





Look and match

1



Spring



2



Fall



3



Summer



4



Winter

Teacher assessment











1 Look, listen and repeat


What's this?

It's a jacket.

What are these?

They're socks.

They're yellow.





1 Listen, point and say



sweater



jacket



skirt



T-shirt



socks



pants



shoes



zipper



2 Ask and answer

1



2



3



4



5



6



What's this?



It's a skirt. It's orange.

What are these?



They're shoes. They're white.

Language: What are these? They're shoes.



j v

Learn sounds with Busy Bee!



1 Listen and repeat



2 Look and circle j and v



jump



jacket



jam



van



violin



vet



abcdefghijklmnopqrstuvwxyz

Phonics: the j and v sounds



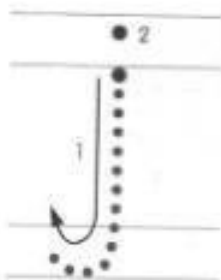
j v

Learn to write with Busy Bee!

Handwriting Unit 12




1 Look, trace and say



j am

j ump

j acket



v an

v et



abcdefghijklmnopqrstuvwxyz

Handwriting: J and v

Learn about words with Busy Bee!



1 Listen and write the first letter

1

iolin



2

am



3

ump



2 Listen and write the missing letter

1

5

fi e

2



an

3



pa amas



abcdefghijklmnopqrstuvwxyz

Phonics: Distinguishing sounds in words



Tidying up



1 Listen to the story. Then role-play



Self-management: Sorting clothes

Project

Unit
Project 12



1 Work in groups. Draw and make a seasons chart



2 Role-play what you wear in each season

Show and tell



1 Show and tell



Unit review **12**



2 Look and draw

Vocabulary



Phonics



Life skills



Role-play



Science project



Playtime



Color and say. Then write

jacket skirt T-shirt socks pants



It's a skirt. It's blue and orange.



skirt





Look, match and write j or v

1



...ump

2



....iolin

3



....am

4



....acket

5



....an

6



....et



Teacher assessment









I can see a rocket



Look, listen and repeat

yacht

What can you see?

train

astronaut

rocket

I can see a truck and a bicycle.

I can see two motorbikes.

I can see a bus.

truck

bus

bicycle



1 Listen, point and say



bus



bicycle



car



motorbike



truck



van



train



yacht



rocket



2 Look, ask and answer



3 Sing

What can you see?



I can see two bicycles.

Language: I can see two cars.



X Y Z

Learn phonics with Busy Bee!



1 Listen and repeat



2 Look and circle x, y and z



box



six



fox



yacht



yogurt



yo-yo



zebra



zoo



zipper



abcdefghijklmnopqrstuvwxyz **x y z**

Phonics: x, y and z



x y

Learn to write with Busy Bee!



Look, trace and say

6



six

box

fox



yogurt



yo-yo



abcdefghijklmnopqrstuvwxyz xy z

Handwriting: x and y



x y z

Learn to write with Busy Bee!



1 Look, trace and say



zoo



zipper



2 Listen and write the missing letter

1



zebra

2



fo

3



acht



abcdefghijklmnopqrstuvwxyz

Let's be safe

Unit
Issues **13**



1 Listen and point



2 Look and match



3 Now say



Stop!



Go!



Cross the road!



Issues: Safety

Project

Unit
Project 13



1 Work in groups. Draw and make a traffic sign



Show and tell



1 Show and tell



Unit review **13**



2 Look and draw

Vocabulary



Phonics **X Y Z**



Issues



Project



Playtime



Look, count and write

~~cars~~ bus bicycles vans trains



I can see three cars.....




I can see





I can see



I can see



I can see

 **1 Look and draw**  



Teacher assessment    



Review 4

1 Listen and point




2 Point, ask and answer



What can you see? I can see a train.



 Look and say



Revision of vocabulary and language from units 10–13



Learn to write with Busy Bee!

Handwriting

Review
4



Look and write the missing letter

1



gg

2



v t

3



eaf

4



d ntist

5



mo

6



ma



abcdefghijklmnopqrstuvwxyz



1 Read and match

- 1 
- 2 
- 3 
- 4 
- 5 

It's

It's a

It's

It's

It's a

sunny.

windy.

cloud.

rainy.

rainbow.



Now I can say ...



e



l



m



w



j



v



x



y



z



Theme 4: Communication



At the library



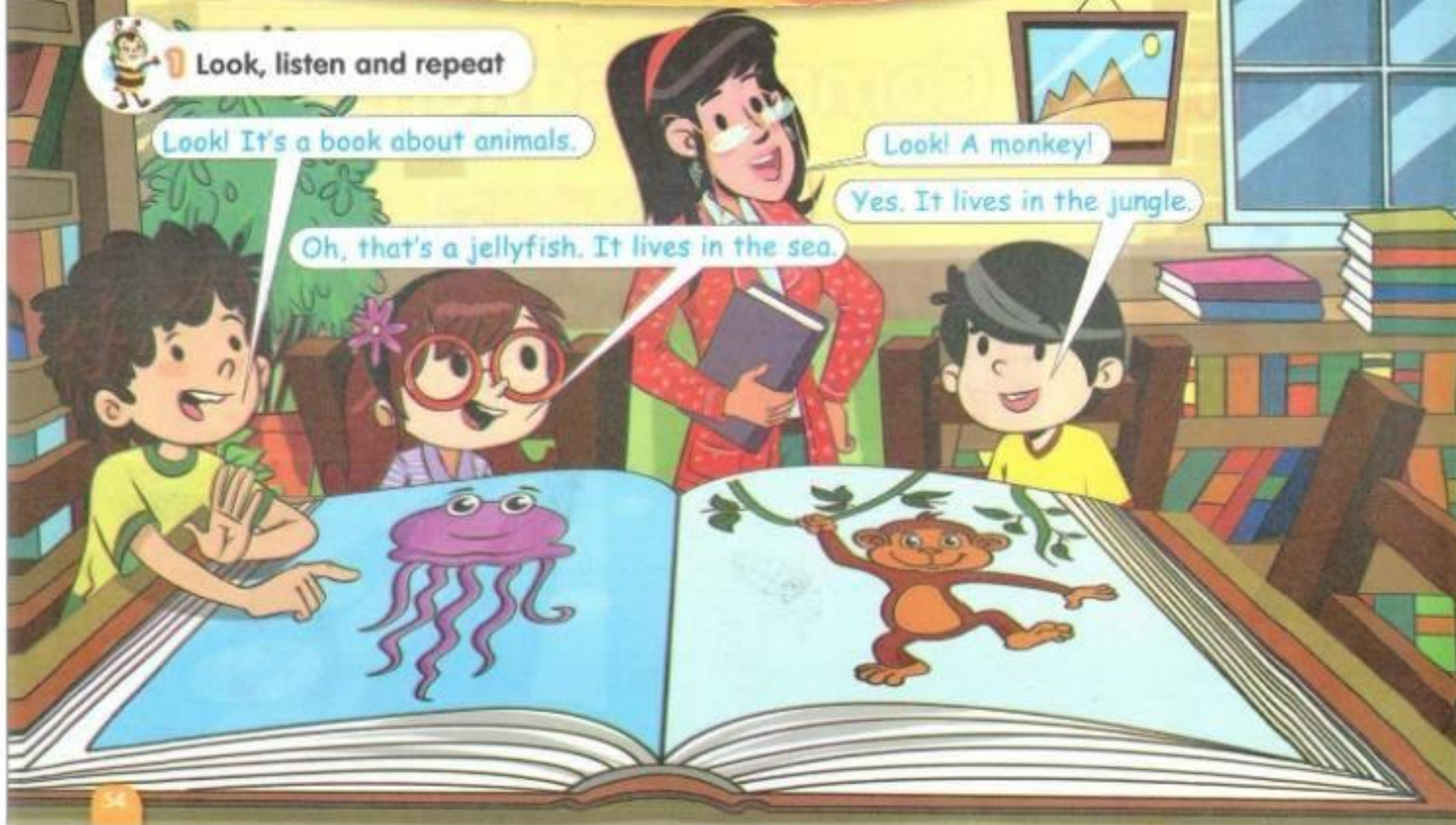
Look, listen and repeat

Look! It's a book about animals.

Look! A monkey!

Yes. It lives in the jungle.

Oh, that's a jellyfish. It lives in the sea.





1 Listen and repeat



camel



elephant



snake



lion



monkey



jellyfish



2 Listen and say the number

1



2



3



4



5



6



It's a camel.



5.

Language: It's a (camel).



Learn sounds with Busy Bee!



1 Listen and repeat

Aa



ant

Ee



elephant

Ii



insect

Oo



octopus

Uu



under



2 Look, listen, and write the missing letter

1



m...t

2



...n

3



n...t

4



...nt

5



...n

6



f...x



a b c d e f g h i j k l m n o p q r s t u v w x y z

Phonics: short vowels



Learn sounds with Busy Bee!



1 Listen and repeat

Aa



ant

Ee



elephant

Ii



insect

Oo



octopus

Uu



under



2 Look, listen, and write the missing letter

1



m...t

2



...n

3



n...t

4



...nt

5



...n

6



f...x



a b c d e f g h i j k l m n o p q r s t u v w x y z

Phonics: short vowels



Learn language with Busy Bee!



1 Listen, match and say

a

e

i

o

u



an apple



an insect



an egg



an olive



an umbrella



2 Look and write a or an

1



..... elephant

2



..... camel

3



..... jellyfish

4



..... octopus



a b c d e f g h i j k l m n o p q r s t u v w x y z

Usage: a and an

Where do animals live?

Connect with
Science **Unit 14**



1 Listen and follow



jungle



desert



sea



Language: It's a parrot. It lives in the jungle.

CLIL: Science: Animal habitats



Point, ask and answer




What is it?

Where does it live?


It's a jellyfish.

It lives in the sea.

 **Look and sort**




Eats meat 

Eats plants 

--	--



1 Which animals can you see? Look and say



CUL: Animals in Art

Project

Unit
Project 14



1 Draw, cut and make animal habitats



Show and tell



1 Show and tell



Unit review **Unit 14**



2 Look and draw

Vocabulary



Phonics

a e i o u



Science





Project




Play time





Color and say



It's an elephant.
It's gray.



 **1** Look and sort



sea

1 _____

2 _____

3 _____

desert

1 _____

2 _____

3 _____

jungle

1 _____

2 _____

3 _____

Teacher assessment    



Look, listen and repeat

Look! This is a watermelon.

How much is the watermelon?

It's fifteen pounds.

These are dates.



1 Listen and repeat



banana



apple



orange



mango



guava



date



watermelon



fig



2 Look, ask and answer

How much is a mango?



It's 5 pounds.

How much are these?



They're 10 pounds.

Language: These are (figs). How much are these? These are (five) pounds.



Learn phonics with Busy Bee!



1 Look, listen and repeat

Bb



banana

Ff



fig

Gg



guava



2 Look, blend and write

1



2




4 Read and circle

- 1 It's an (guava/apple).
- 2 It's a (banana/orange).
- 3 It's an (orange/fig).



3 Read

It's a big fig! 



abcdefghijklmnopqrstuvwxyz



Learn phonics with Busy Bee!



1 Look, listen and repeat

Bb



banana

Ff



fig

Gg



guava



2 Look, blend and write

1



2




4 Read and circle

- 1 It's an (guava/apple).
- 2 It's a (banana/orange).
- 3 It's an (orange/fig).



3 Read

It's a big fig! 



abcdefghijklmnopqrstuvwxyz

Learn numbers with Busy Bee!

Connect
with Math **Unit 15**



1 Look, listen and say



2 Listen and point

11

eleven



12

twelve



13

thirteen




14

fourteen




15

fifteen



16

sixteen



17

seventeen



18

eighteen



19

nineteen



20

twenty



Learn to add with Busy Bee!

Connect
with Math

Unit
15



1 Look and say

1  +  =  eleven

five six Five plus six is eleven.

2  +  

ten four Ten plus four is fourteen.

3  +  

seven eleven Seven plus eleven is eighteen.

CLIL: Math: Numbers 11-20

Let's save money

Unit
Accountability **15**



Look, listen and say



1



One pound

2



Five pounds

3



Ten pounds

4



Twenty pounds

Accountability: Saving money

Let's count money



1 Look, listen and say

1  +  = 

2  = 

3  = 

4  = 

5  = 

Two pounds plus three pounds is five pounds.



Twenty minus ten is ten.



Let's go shopping



Look, ask and answer



How much are the figs?

They're five pounds.



1 Ask and answer

Can I have some figs, please?

10 pounds plus 3 pounds is 13 pounds.



That's 13 pounds, please.



Go to page 107 and 109

Show and tell



1 Show and tell



Unit review

Unit
15



2 Look and draw

Vocabulary



Phonics

f

i

g



Math

11 12 13 14

15 16 17 18

19 20



Money



Life skills



Playtime



1 Count and match



2 Color

10

12




13

15

17

19

20



Teacher assessment



Unit
17

Let's read a story

Goldilocks and the Three Bears



By: Mandy Loader

Illustrated by: Nathalie Gavet



This is Goldilocks.



This is Mommy Bear.



This is Daddy Bear.



This is Baby Bear.




It's hot!



It's cold!



She likes this! Yummy 🍴




Baby Bear is hungry!



Look! Somebody ate from my food! ☹️



Look! Somebody ate from my food, too! ☹️



Look! Somebody ate all my food! 😞



Mommy Bear, Daddy Bear, and Baby Bear are not happy 😞 . Goldilocks is sorry.



Now they are all happy! 😊

The characters



Read and match



a Baby Bear

b Goldilocks

c Mommy Bear

d Daddy Bear

Feelings and emotions



1 Read and number

1 hot

2 cold

3 sad

4 hungry



Events in the story



1 Listen and number




Beginning, middle and end



1 Look and match



2 Act the story



Beginning

Middle

End

Teacher assessment



Goldilocks and the Three Bears



Read and draw

I liked: 😊



I didn't like: ☹️





Review 5



Listen and repeat

Aa



apple

Bb



book

Cc



cat

Dd



daddy

Ee



elephant

Ff



four

Gg



guitar

Hh



hello

Ii



in

Jj



jacket

Kk



kick

Ll



lion

Mm



mouth

The alphabet: small and capital letters



Listen and repeat

Nn



nut

Oo



orange

Pp



piano

Qq



queen

Rr



rocket

Ss



strawberry

Tt



teddy bear

Uu



under

Vv



vet

Ww



watermelon

Xx



fox

Yy




yogurt

Zz



zoo

The alphabet: small and capital letters


 **1 Read and circle**

1  h b u s m

2  t a v a n

3  n e t n s

4  p f o x k

 **2 Order the letters and write**

1  _____
_____  _____

t c a

2  _____

d b e

3  _____

x i s

Revision of handwriting from units 14–17



Now I can say ...



bus



cat



ten



in



fox



Unit



It's rainy



Unit

15 At the market



Unit

15 At the market



Egyptian International Publishing Company – Longman



10a Hussein Wassaf Street
Messaha Square
Dokki
Giza
Arab Republic of Egypt

© copyright held jointly by special agreement between the Egyptian Ministry of Education and Technical Education and the Egyptian International Publishing Company - Longman



York Press Ltd
322 Old Brompton Road,
London SW5 9JH,
England

Pearson Education Limited
Edinburgh Gate
Harlow
Essex CM20 2JF
England and Associated Companies throughout the world

First published 2018

ISBN 978-977-16-1497-5

Deposit No. 14619/2018

Printed by Techno print

The rights of Mary Charrington to be identified as author of this Work have been asserted by her in accordance with the Copyright, Designs and Patents Act 1988.

All rights reserved; no part of this publication may be reproduced, stored in a retrieval system or transmitted in any form or by any means, electronic, mechanical, photocopying, recording or otherwise, without the prior written permission of the copyright holders.

Commissioned photography: Ewaid Allam

Other photographs sourced by York Press

The Publishers are grateful to all those who have given permission to reproduce copyright material, including York Press for granting rights to the Super Rory Readers to use in the Connect Series.

Alamy Stock Photo/ robertharding for p21 Aswan; iStockphoto/ Joel Canillet for p21 Port Said; Shutterstock/ Salyrenko for p3, p11, p48 and p52 dentist / wavsbreakmedia for p3, p4, p11, p48 and p52 teacher / P8 studio for p3, p4, p11, p48 and p52 engineer / kurhan for p3, p48 and p52 doctor / ddesign021 for p3, p28, p29, p48 and p52 vet / Fashion Studio for p3, p11, p48 and p52 firefighter / Natika for p4 and p52 eggs / pockygallery for p4 and p5 exit / Roman Yastrebinsky for p4 lamp / Anna Kucherova for p4 and p52 lemon / Djem for p4 lamb / Dmitri Ma for p11 vel / MIGUEL GARCIA SAAVEDRA for p16 watch / ZouZou for p16 mem / Elzbieta Sekowska for p21 Luxor / Copycat37 for p21 Alexandria / Anton Kudelin for p21 Cairo / pic0bird for p27, p48 and p52 sweater / Tarzhanova for p27, p31, p35 and p52 jacket / Vitalii Gorbatiuk for p27, p48 and p52 skirt / Khvost for p27, p31, p35, p48 and p52 socks / elenovskiy for p27, p31, p48 and p52 pants / Mauro Rodrigues for p27, p31, p35, p48 and p52 shoes / oksana2010 for p27, p40 and p42 zipper / michaeljung for p28 and p30 and p52 jump / Nerthus for p39, p48, p52 and p102 bus / MosaStudio for p39, p45, p48 and p52 motorbike / Fotoscrisis for p39, p45, p48 and p52 truck / multipus for p39, p45, p48, p52 and p102 van / Tommy Aiven for p39, p45, p48 and p52 train / Eric Isseles for p40, p41 and p52 fox; p55, p58 and p103 jellyfish; p55, p59, p60 and p103 lion; p55 and p59 monkey / Pavel L Photo and Video for p43 2a / Veniamin Kraskov for p43 2b / Tomas Nevešely for p43 2c / Kzenon for p47 1 / granata68 for p47 2 / Newman Studio for p47 3 / sonya etchison for p47 4 / Dieter Hawlan for p47 5 / kilukilu for p47 6 / guatiara boffi for p55, p59, p60 and p103 elephant / Laborant for p55, p58, p59 and p103 camel / PetinDmitry for p55 and p103 snake / Cat Downie for p58, p59 and p100 fox / Tracy Starr for p58 and p103 parrot / zhengzashuru for p58 and p59 octopus / Neirfy for p58 dolphin / AustralianCamera for p58 and p63 jungle / Handerbath for p58 desert / Dmitry Polonskiy for p58, p78, p79, p85, p100 and p103 sea / Christian Lehmann for p80 crocodile / FFDNR for p80 giraffe / apple2499 for p80 tiger / Benny Marly for p80 panda / Katsiuba Volha for p81 1 / Adwo for p81 2 / Resozone for p81 4 / Tim UR for p87, p89, p100 and p103 apple / Maks Narodenko for p87 and p103 orange; p69 eggplant / Yello Cat for p87, p100 and p103 mango / Kyselova Inna for p87, p100 and p103 guava / Africa Studio for p87, p100 and p103 watermelon / RAndrei for p89 cucumber / Ann in the uk for p72 and p75 boy / Copycat37 for p78 Alexandria Library / aFasc-ko for p78, p79, p85, p100 and p103 Gairbay Fort / BK Klaphuanghit for p80 3 / Danupol Wongchai for p80 4 / Maximys15 for p83, p84 and p85 museum / Khaled ElAdawy for p84 Citadel / Marydella for p84 Khan el-Khalili / givaga for p84 and p100 Cairo Tower / Victor Jiang for p84 Coptic Museum / mikedredy for p102 net

Illustrators: Amal Samir, Carol Jonas, Dusan Pavlic, Sue Woolat, Robin Edmonds, Mark Brierley

Every effort has been made to trace the copyright holders and we apologise in advance for any unintentional omissions. We would be pleased to insert the appropriate acknowledgement in any subsequent edition of this publication.

Acknowledgements

The Publisher would like to thank the following organizations for their sincere efforts in providing cultural and educational advice to this edition of the book.

The English Counsellor's Office (Ministry of Education)

The Center for Curriculum and Instructional Materials Development



1

Connect



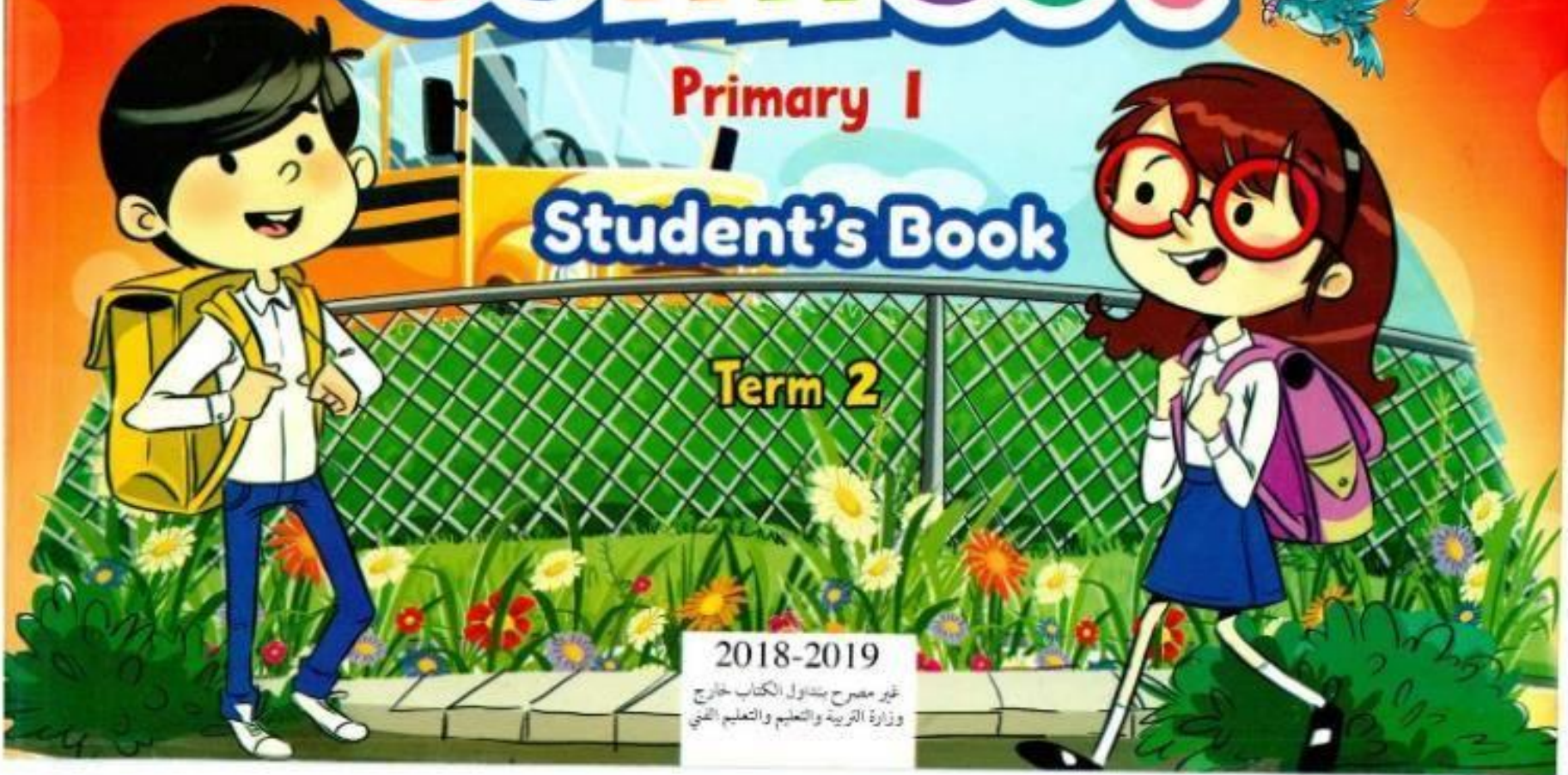
Primary 1

Student's Book

Term 2

2018-2019

غير مصرح بتداول الكتاب خارج
وزارة التربية والتعليم والتعليم الفني





1

Connect



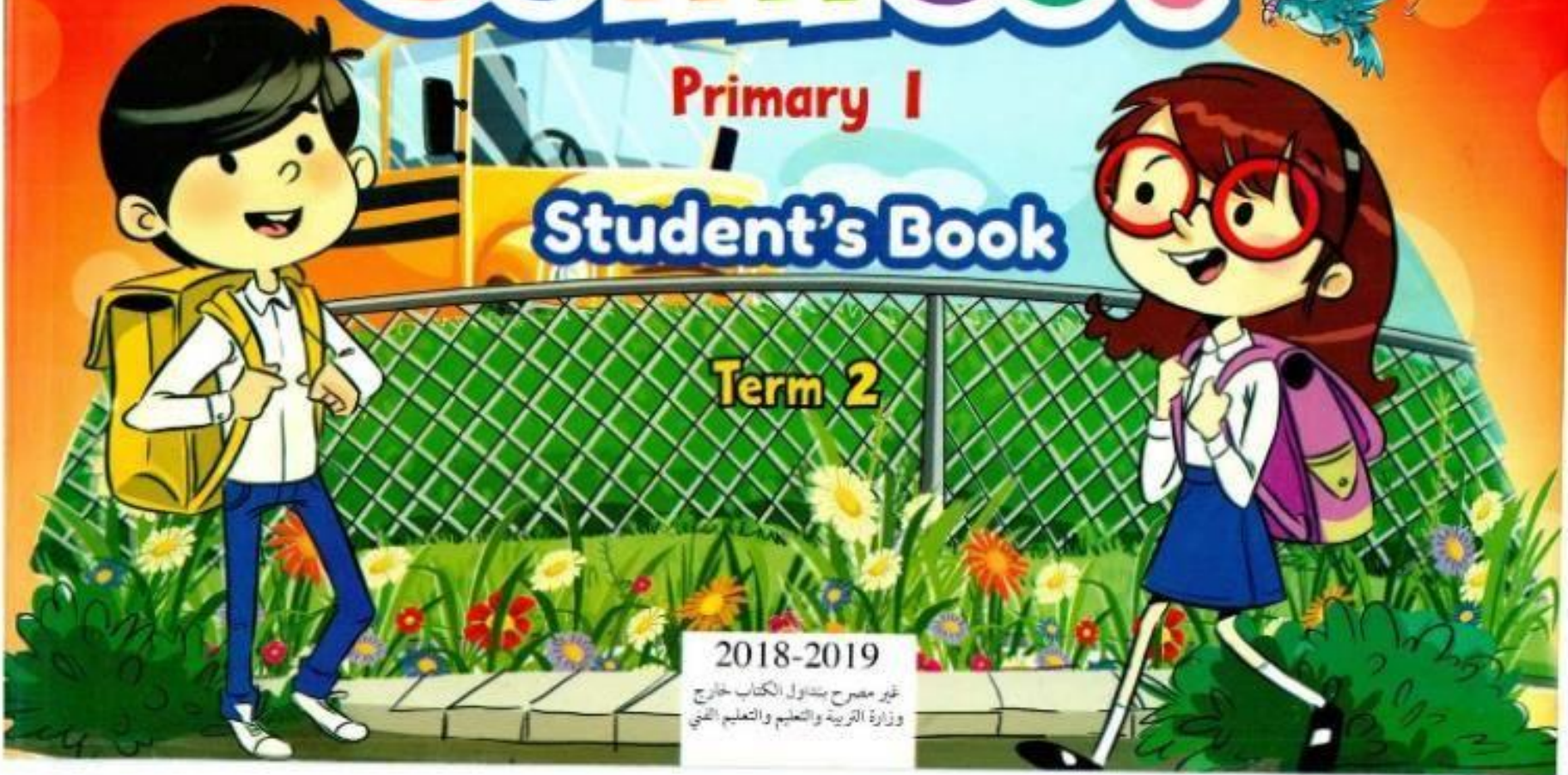
Primary 1

Student's Book

Term 2

2018-2019

غير مصرح بتداول الكتاب خارج
وزارة التربية والتعليم والتعليم الفني





1

Connect



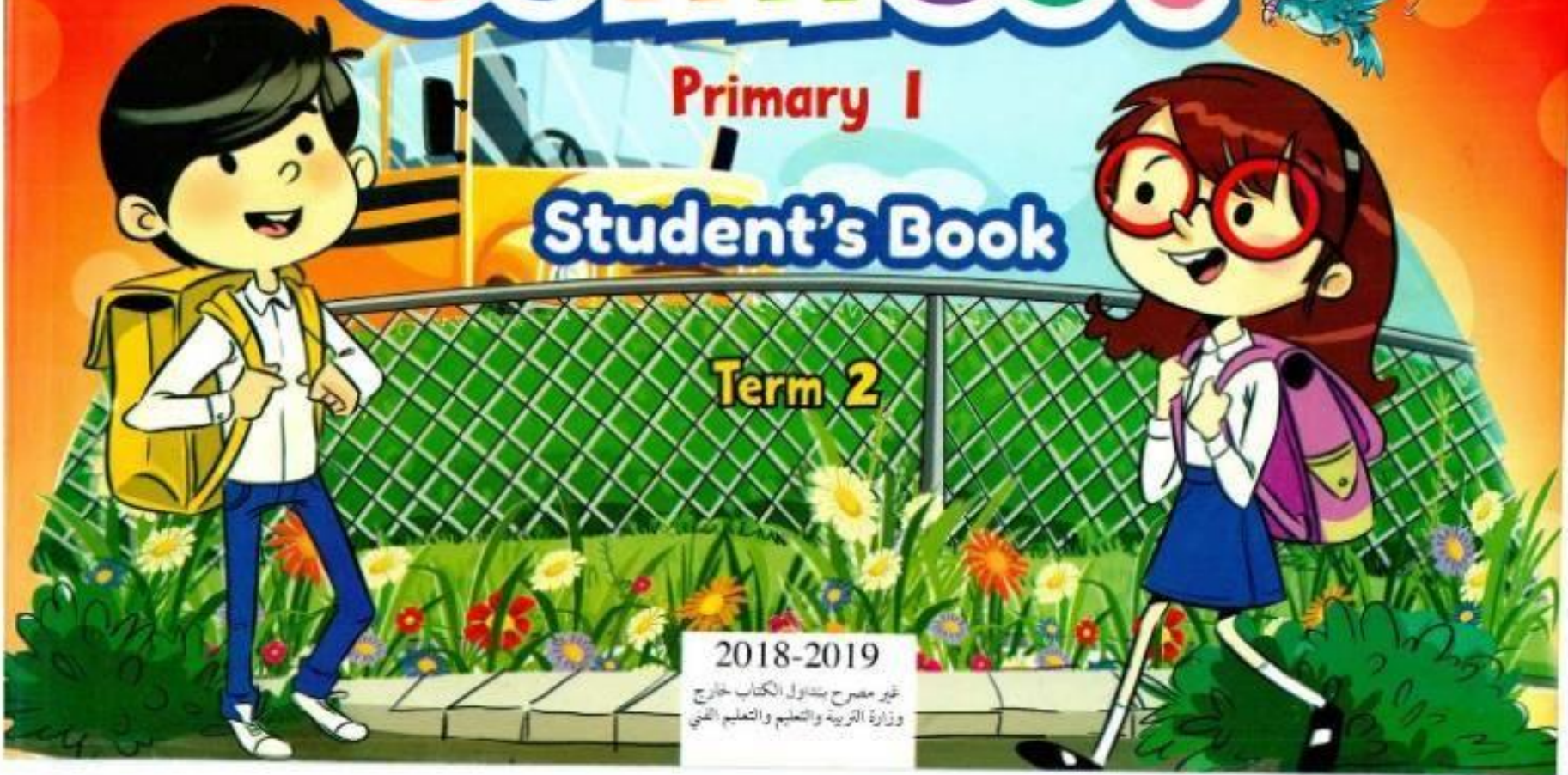
Primary 1

Student's Book

Term 2

2018-2019

غير مصرح بتداول الكتاب خارج
وزارة التربية والتعليم والتعليم الفني





1

Connect



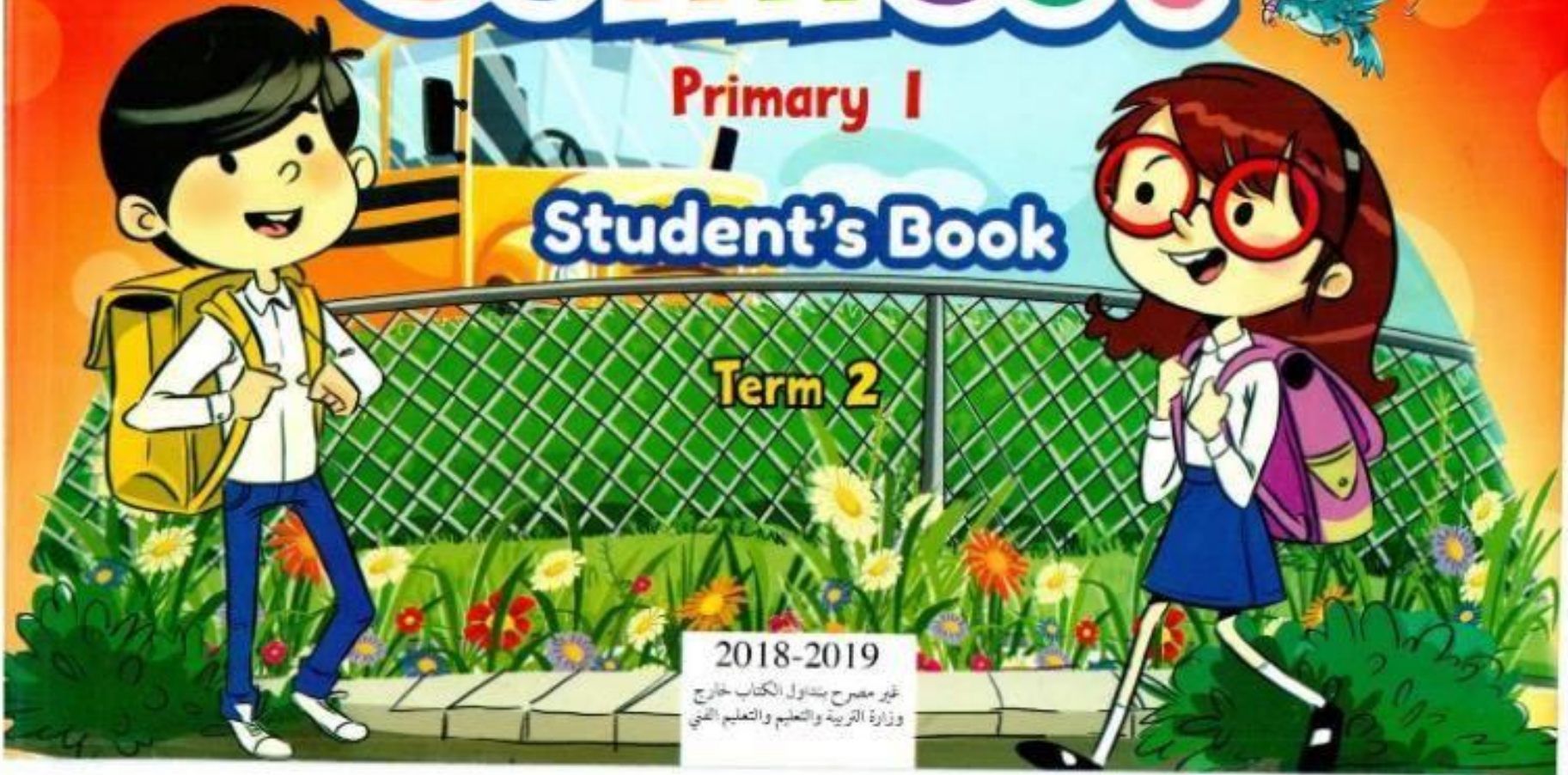
Primary 1

Student's Book

Term 2

2018-2019

غير مصرح بتداول الكتاب خارج
وزارة التربية والتعليم والتعليم الفني





1

Connect



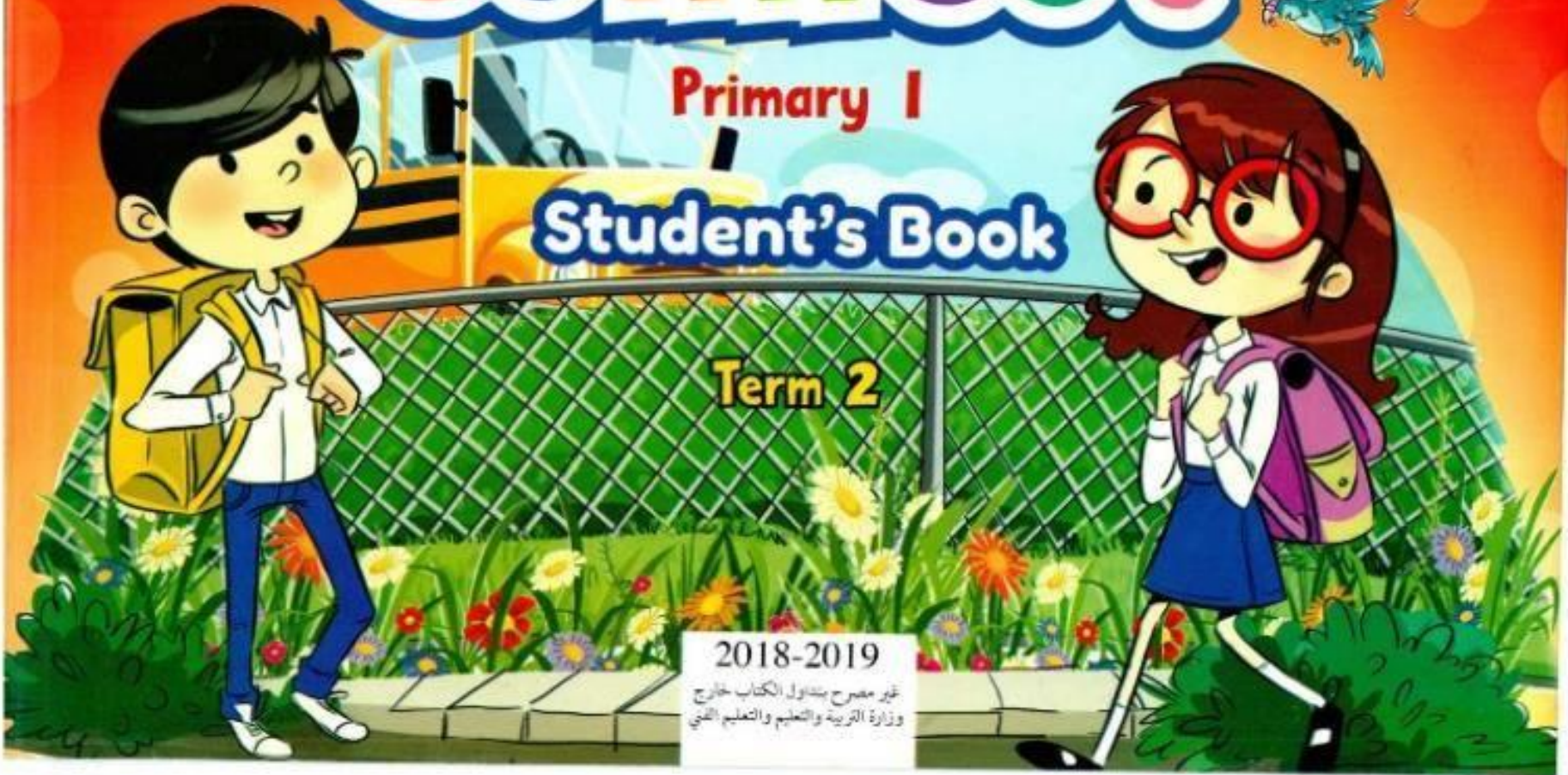
Primary 1

Student's Book

Term 2

2018-2019

غير مصرح بتداول الكتاب خارج
وزارة التربية والتعليم والتعليم الفني





1

Connect



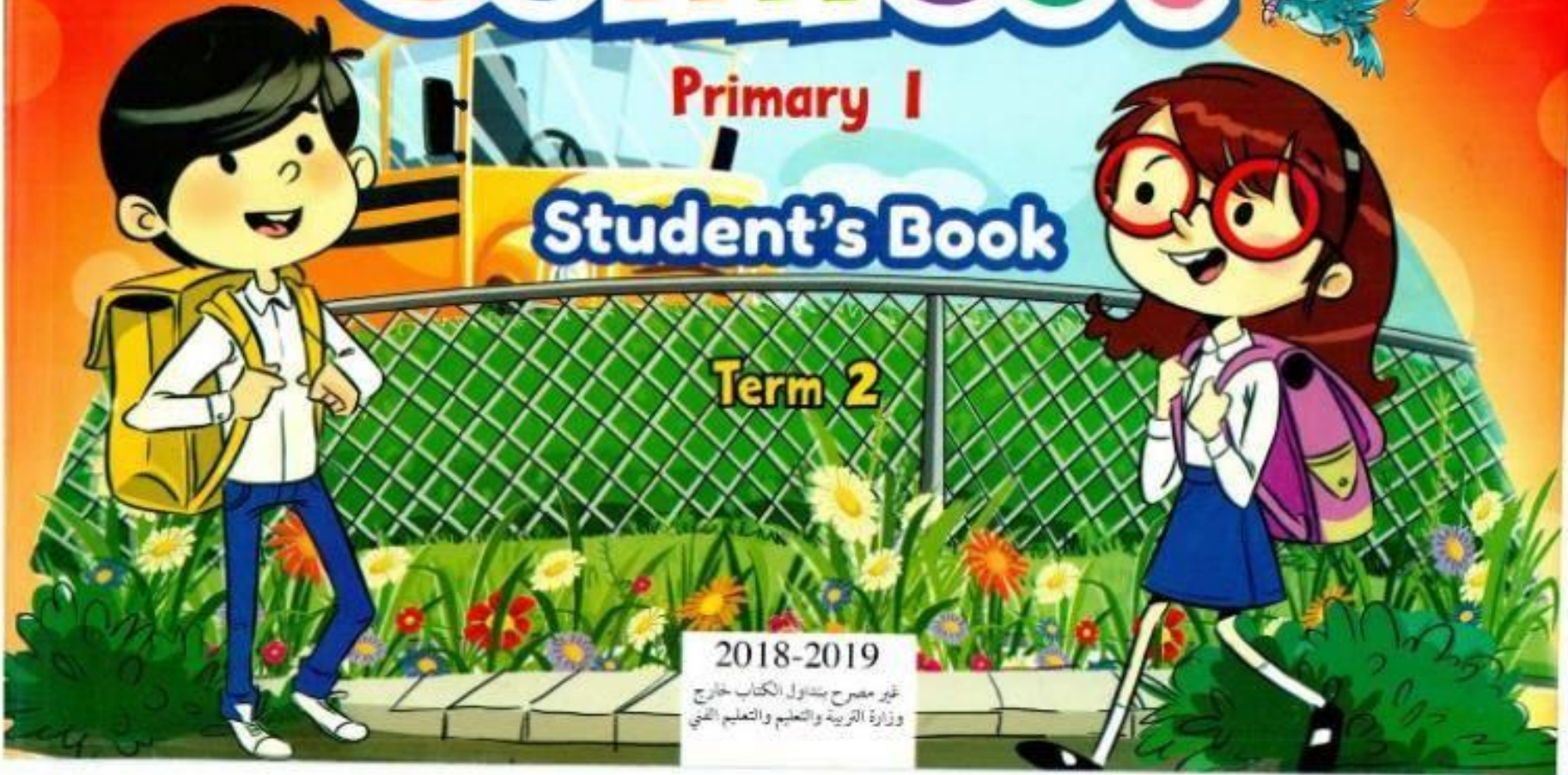
Primary 1

Student's Book

Term 2

2018-2019

غير مصرح بتداول الكتاب خارج
وزارة التربية والتعليم والتعليم الفني





1

Connect



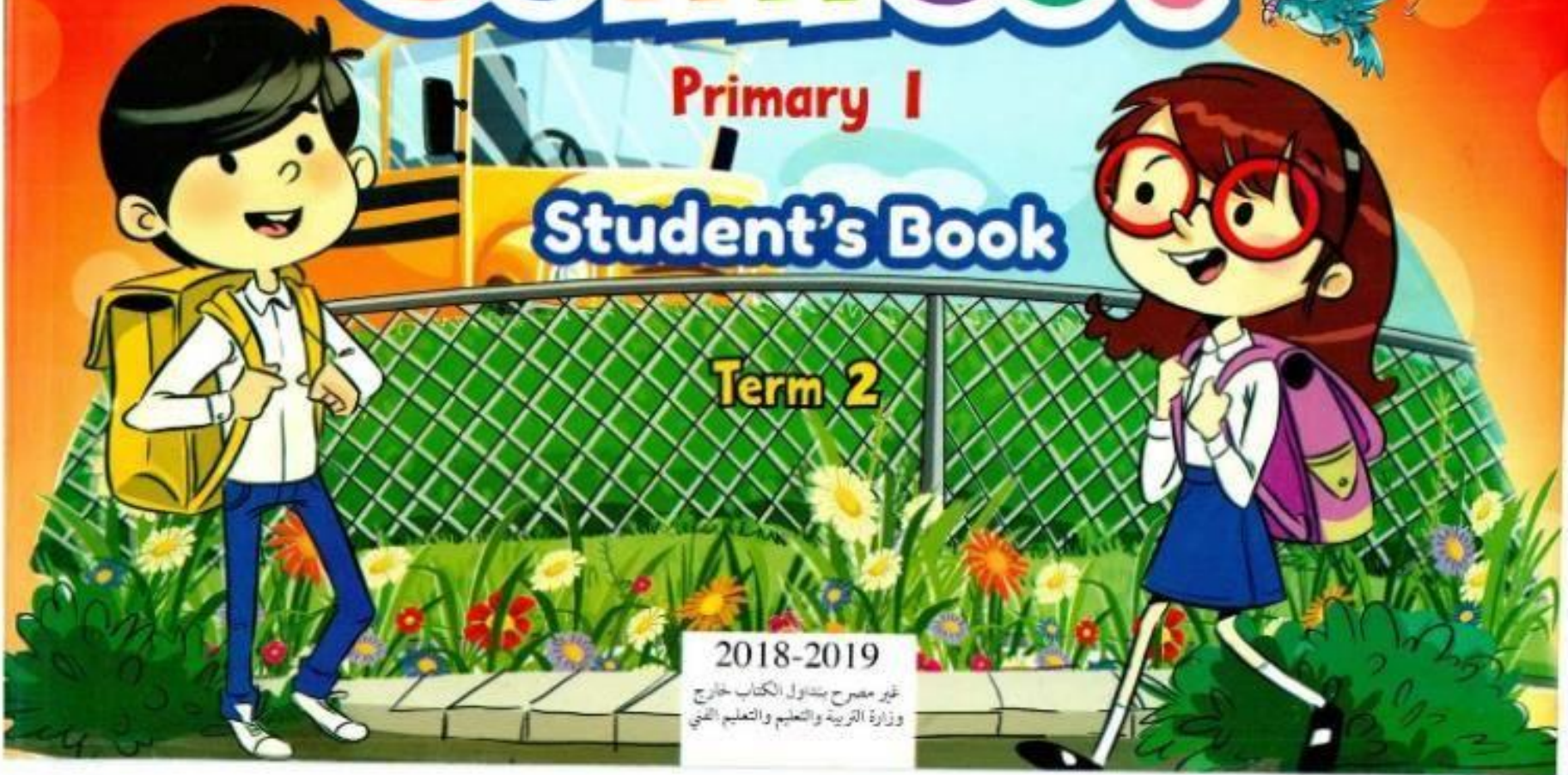
Primary 1

Student's Book

Term 2

2018-2019

غير مصرح بتداول الكتاب خارج
وزارة التربية والتعليم والتعليم الفني





1

Connect



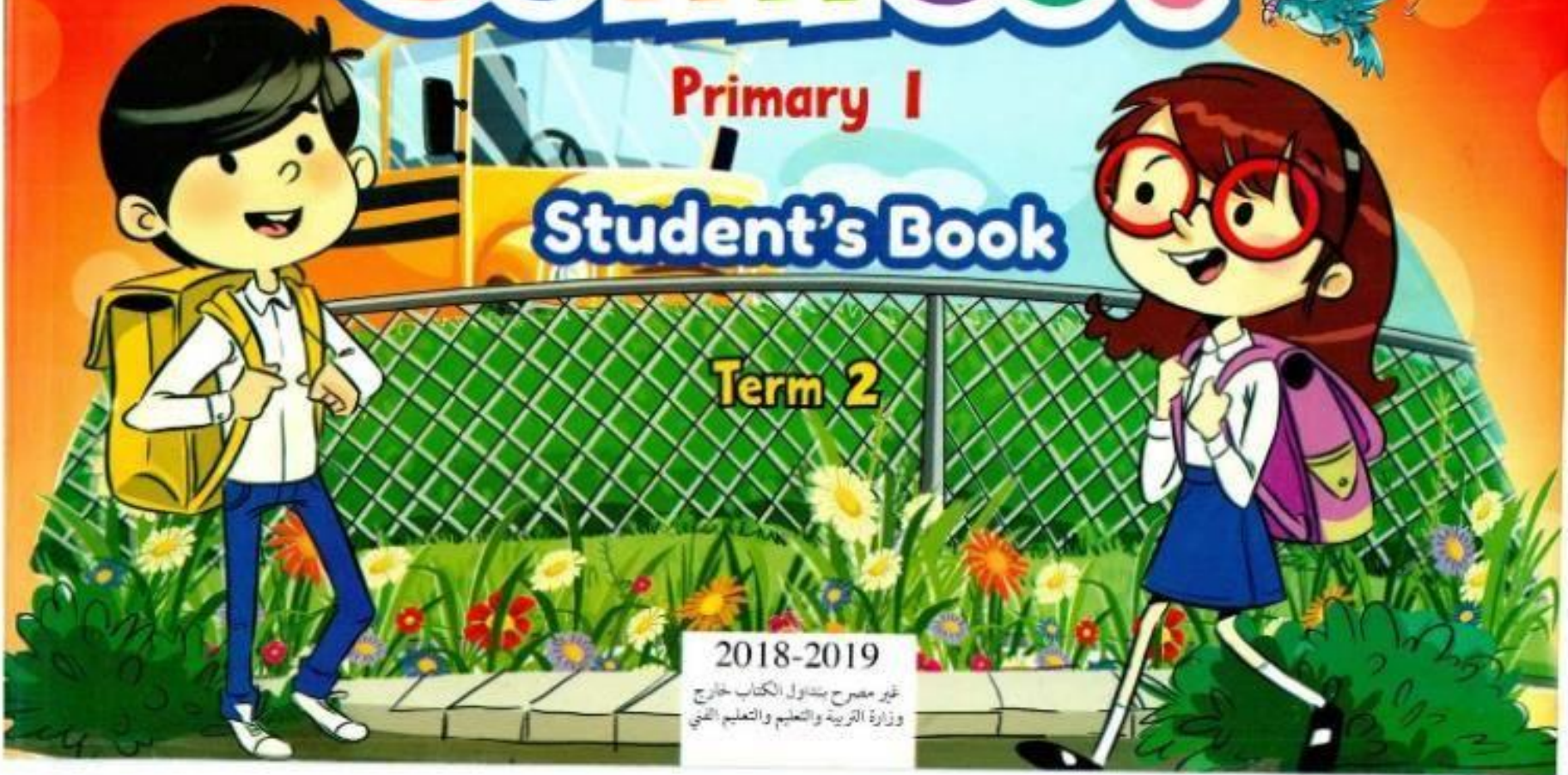
Primary 1

Student's Book

Term 2

2018-2019

غير مصرح بتداول الكتاب خارج
وزارة التربية والتعليم والتعليم الفني





1

Connect



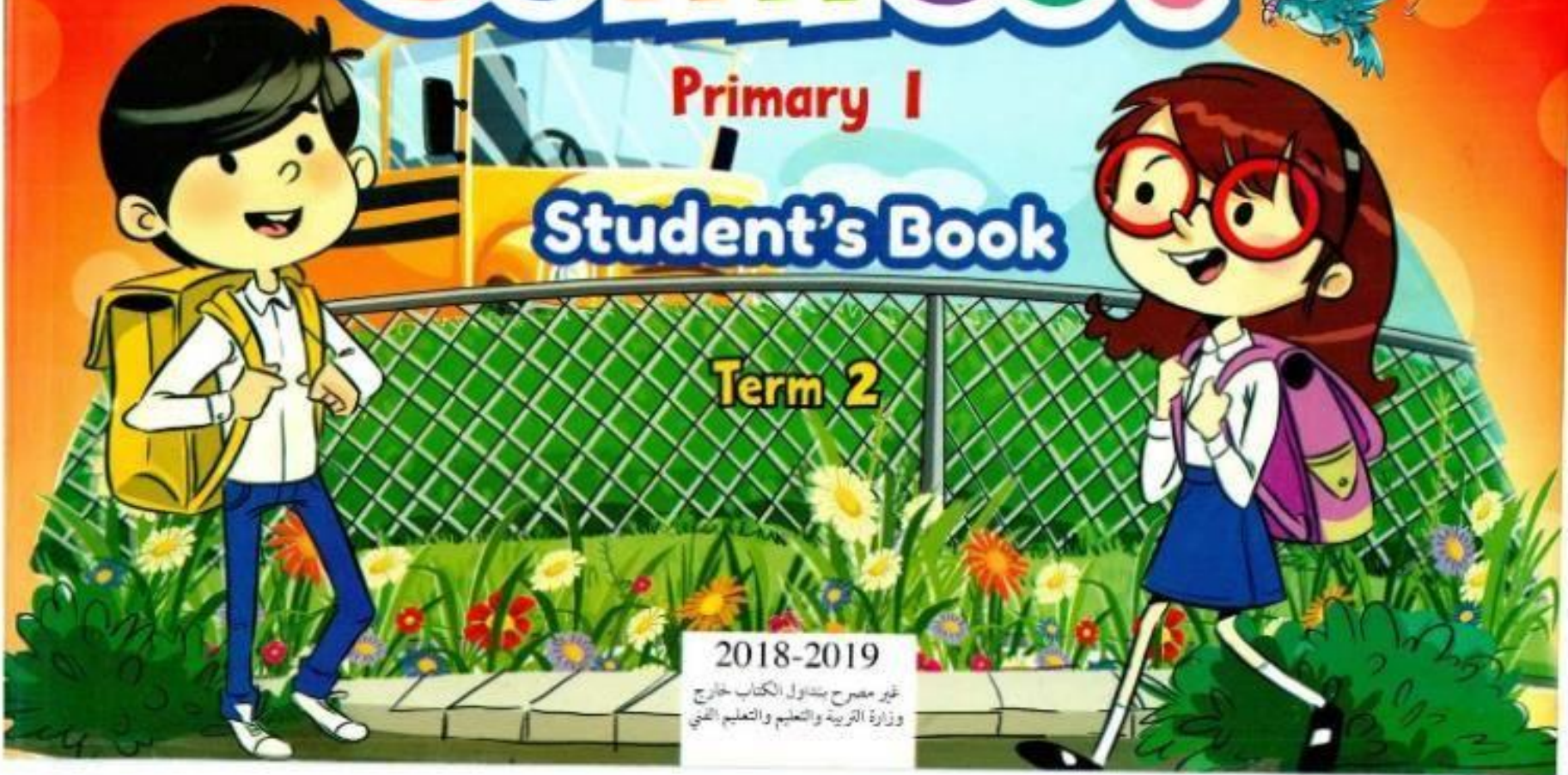
Primary 1

Student's Book

Term 2

2018-2019

غير مصرح بتداول الكتاب خارج
وزارة التربية والتعليم والتعليم الفني



مع تَحِيَّاتٍ قَنَاءَةً خَلِيكَ اِجَابِي



يَاسِرُ فَتَّحَ اللهُ